



KAMLOOPS WOODWORKERS GUILD

MONTHLY NEWSLETTER

www.kwwg.net



2241 Fleetwood Ave., Kamloops, B.C. V2B 4S6 - September 15, 2011

EXECUTIVE FOR 2010-11:

PRESIDENT:	Ron Hatch	(250) 374-4314	rdhatch@shaw.ca
PRESIDENT:	Bil Gowans	(250) 376-3919	gowansbil@shaw.ca
VICE PRES:	Keith Chambers	(250) 578-7712	spunky7@gmail.com
TREASURER:	Larry Jordan	(250) 376-7662	lcjordan@shaw.ca
SECRETARY:	Steve Edgar	(250) 376-9568	s-edgar@shaw.ca
PAST PRES:	Carl Ottosen	(250) 372-7751	cjlottosen@telus.net
DIRECTORS:	Dave Agar	(250) 573-5696	daveagar@shaw.ca
	Derry Appleton	(250) 828-2966	code7@shaw.ca
	Gary Harker	(250) 573-1886	glharker@primus.ca
	Gerry Olund	(250) 578-0433	gerry_olund@yahoo.ca

MENTORS LIST FOR 2010-11:

Don Ingram	(250) 828-0813	Cabinets, Small Boxes & Router
Carl Ottosen	(250) 372-7751	Tool Making, Sharpening, Wood-turning
Mike Pease	(250) 573-4892	Lathe Metal & Wood, Tool & Knife Making
Gary Harker	(250) 573-1886	Toy Making, Shop Set-up, House Construction
Dave Rawson	(250) 828-2881	Woodturning, Sharpening & Tool Setup
Herb Kimmel	(250) 372-5447	Scroll Saw
<i>Anyone wishing to be included here, Phone Steve @ 250-376-9568</i>		

WELCOME TO THIS MONTH'S NEWSLETTER:

Hello all. Welcome to the first newsletter of 2011-2012 season... Hope everyone had a great summer, and didn't get sun-burned or stressed in any other way...

Now, on with the newsletter.


Stevl

CO-CHAIR, Ron Hatch

- Reminded the members that the dues are now due, and are at **\$30.00** per year.
- Notified the members that the Raffle Group has all resigned their positions and the job is now open to volunteers. See Ron if you are interested.
- One of our members has a portable sawmill and the Exec was wondering if there was any interest in having a field trip, in the spring, to see it in action. (Show of hands – unanimous.)
- Ron passed around a members' survey sheet for all to fill-out and return to Exec.


FALL SEMINARS FROM LEE VALLEY: Ron Hatch

- Ron announced that the Lee Valley catalogue with their fall line-up of seminars is now out. You can also see on the web at: < <http://www.leevalley.com/en/home/Events.aspx> >.



KAMLOOPS WOODWORKERS GUILD MONTHLY NEWSLETTER

www.kwwg.net



ART IN THE PARK SALES TABLE REPORT: Bil Gowans

- The cash return from our AITP sales table was **\$700.00+**, and we could have more sold items in the **\$5.00** to **\$20.00** range.
- Note: Dave R will not be available to organize the AITP Demo Tables in 2012... Volunteer(s)?

PRESIDENT'S CHALLENGE – NOVEMBER: Bil & Ron


- The Executive have tossed about an idea that needs some consideration from all the members; 1 for the Turners, and 1 for the Craftsmen (flatwork).
- i) **TURNERS:** I have plans for a traditional Japanese toy and it's a "catch the ball" thing that has three cups for catching, and a hole in the ball and a narrow tapered handle to catch the ball in the hole (for the EXPERT!).
- ii) **CRAFTSMEN:** Marble Runs made from wood. We would like to have a consensus on a pattern and later, if all goes well, we can add elements for this toy.
- Plans for both of these toys are available from Ron Hatch. (Access them here: < <http://www.kwwg.net/bits&pieces.htm> >) Look for the spinner.

SHOW & TELL:

- Ellis Kasten made a jewelry box for three of his grandchildren for their graduation this past spring.



Walnut Jewelry Box



- He also made a tool chest for his grandson who graduated two years ago. Both are beautiful.




Tool Chest



- Larry Jordan showed us his three-maple lamp he made.



3-Maple Lamp



- Derry Appleton showed us his “winged” turning with walnut lid.



Winged Bowl



- Dave Rawson showed us his figured maple bowl he made out of left-over blank from turning class of 2006.



Oak Bowl



- Dave Agar showed two bowls from wood that Bil Blake had at his place and Dave got it and made a great set of bowls.



- Dave also showed a small walnut bowl that he turned.




Walnut Bowl



DEMO: Dana Manhard – Aniline Dyes


- Dana gave a very interesting demo on using these dyes and their application and the lack of any rules... The only rule is “experiment”! And don’t do black first... Otherwise it’s open to your artistic bent.








KAMLOOPS WOODWORKERS GUILD MONTHLY NEWSLETTER

www.kwwg.net



Dave introduces Dana	Dana explains the dyes purchase	Dana shows different colors on wood sample
----------------------	---------------------------------	--

 <p>2011/09/14</p>	 <p>2011/09/14</p>	 <p>2011/09/14</p>
On raw bowl, Dana applies yellow dye	After drying, he applies a second color to make orange	On a platter he used yellow & black dyes.

Great demo Dana.... Thanks a bunch.

Next Membership Meeting is October 5th.
7:00pm.